

Scaled data based on original data using
LM-79-08 Approved Method: Electrical and Photometric Measurements of Solid-
State Lighting Products

Test Report Prepared for
Cooper Lighting Solutions
(formerly Eaton)

Brand: McGRAW-EDISON

Report Number: P382136

Luminaire Tested: **TT-D5-740-U-5WQ-PM**

Issue Date: 2/12/2020

Test Information

Test Method: LM-79-08
Report Number: P382136
TEST IS SCALED FROM IESNA LM-79-08 TEST DATA (G3-1908-473-14)
Test Lab: INNOVATIONS CENTER
Issue Date: 2/12/2020
Manufacturer: COOPER LIGHTING SOLUTIONS (FORMERLY EATON)
Product Line: McGRAW-EDISON
Catalog Number: TT-D5-740-U-5WQ-PM
Description: TOPTIER LED SITE LUMINAIRE
4000K, 70 CRI LEDS AND WIDE DISTRIBUTION
Light Source: -
Ballast/Driver: ELECTRONIC DRIVER

Summary

Lumens per Lamp: N/A
Luminaire Lumens: 9527 lumens
Efficiency: N/A
Efficacy: 127.5 lumens/watt
Luminous Opening: Circular (Dia: 1.12' x H: 0')
IES Classification: Type V - Short
BUG Rating: B3 - U0 - G3

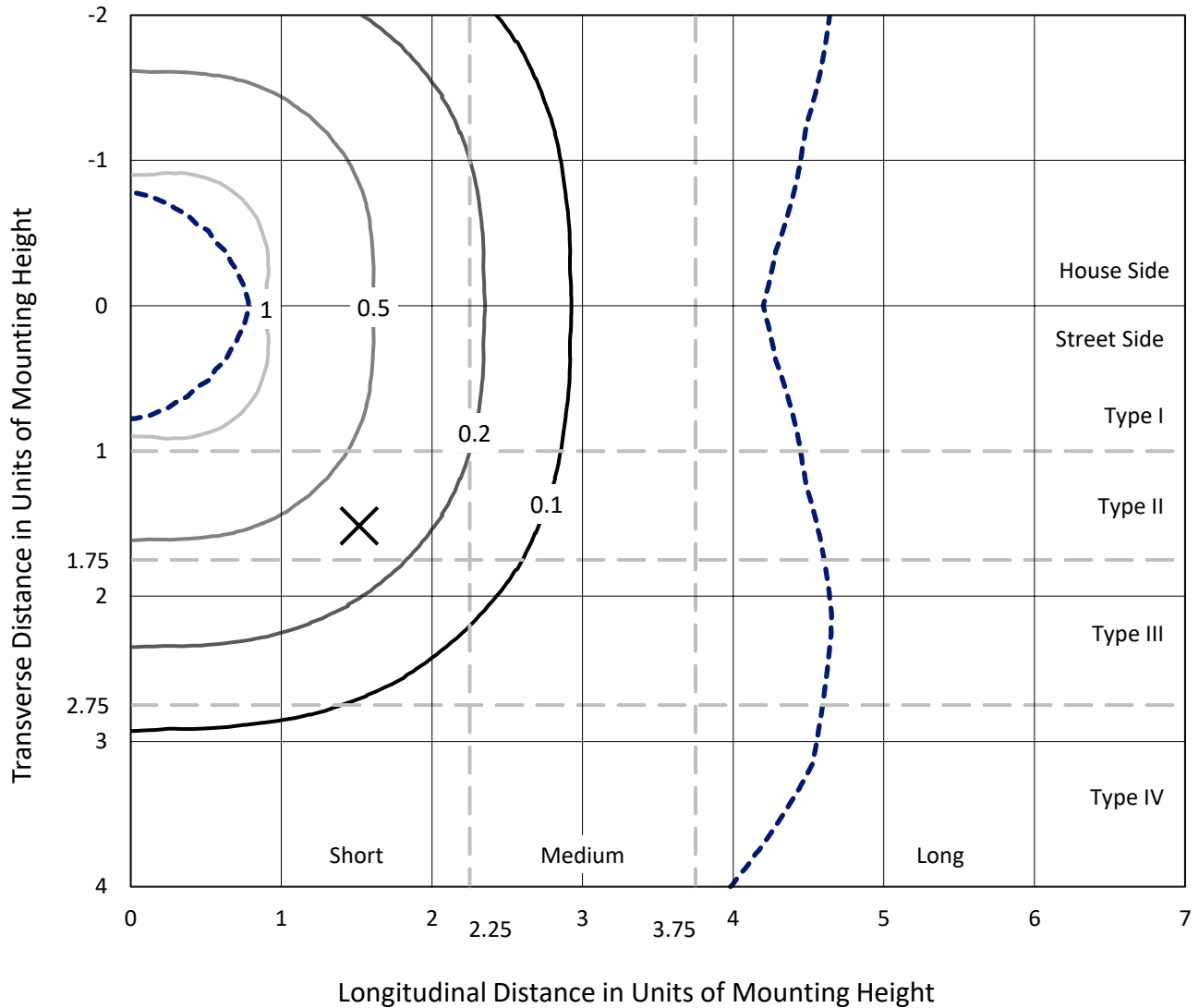
Input Watts (W): 74.7
Input Voltage (V): NR
Input Current (Ain): NR
Voltage Rise (V): NR
Power Factor: NR
Total Harmonic Distortion (THDi): NR
Frequency (hertz): 60
Stabilization Time: NR
Operation Time: NR
Ambient Temperature (°C): NR
Test Distance: 28.75 FT



REPORT NUMBER: P382136
 CATALOG NUMBER: TT-D5-740-U-5WQ-PM

Iso-Footcandle Lines of Horizontal Illumination

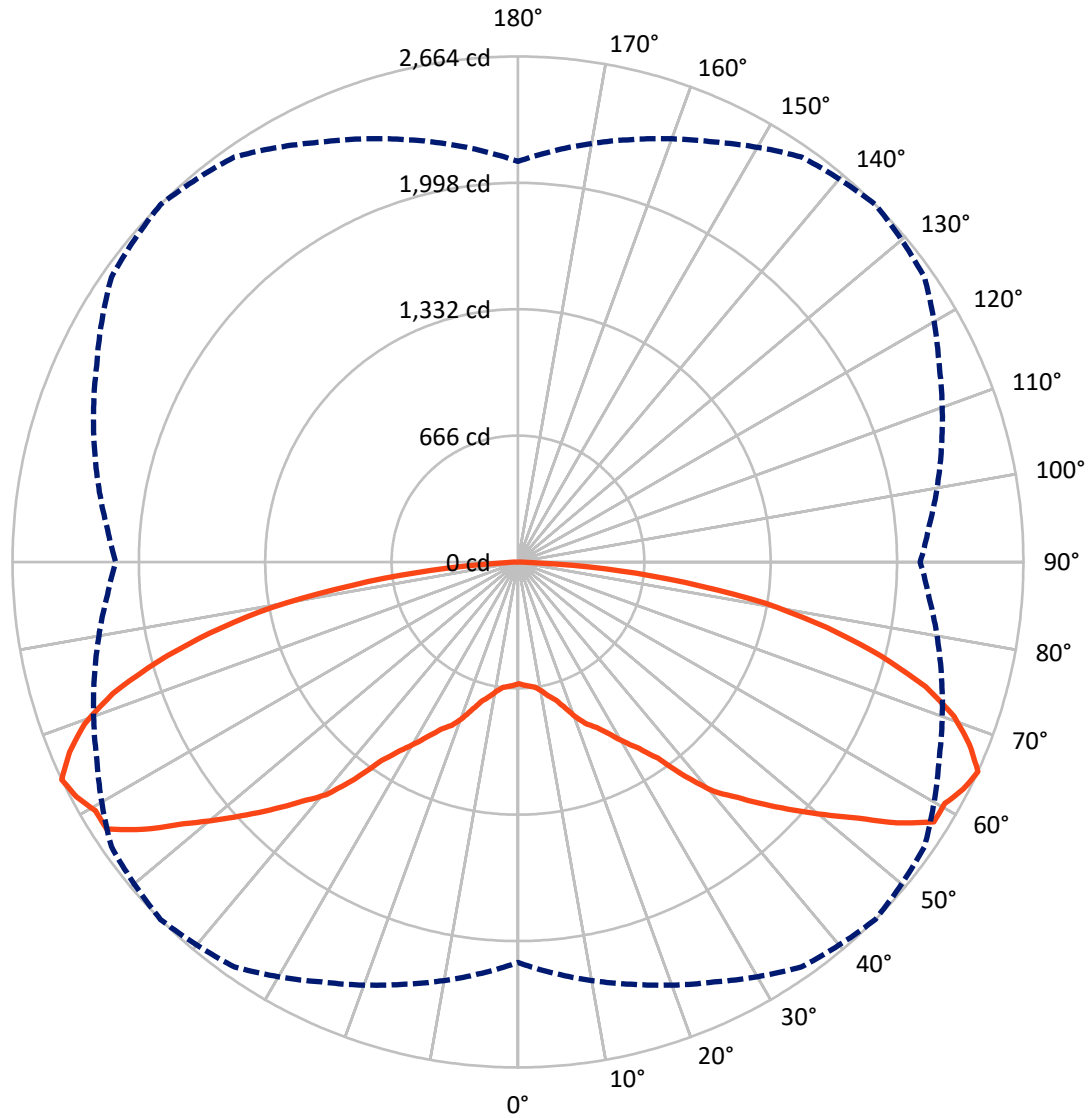
✕ Max cd
 - - - 1/2 Max cd



Based on 25 foot mounting height. Maximum calculated value = 1.2 fc
 Type V - Short - N/A

REPORT NUMBER: P382136
CATALOG NUMBER: TT-D5-740-U-5WQ-PM

Luminous Intensity Polar Plot



— Vertical Plane Through 45-Deg Lateral - - - Horizontal Cone Through 65-Deg Vertical

REPORT NUMBER: P382136
 CATALOG NUMBER: TT-D5-740-U-5WQ-PM

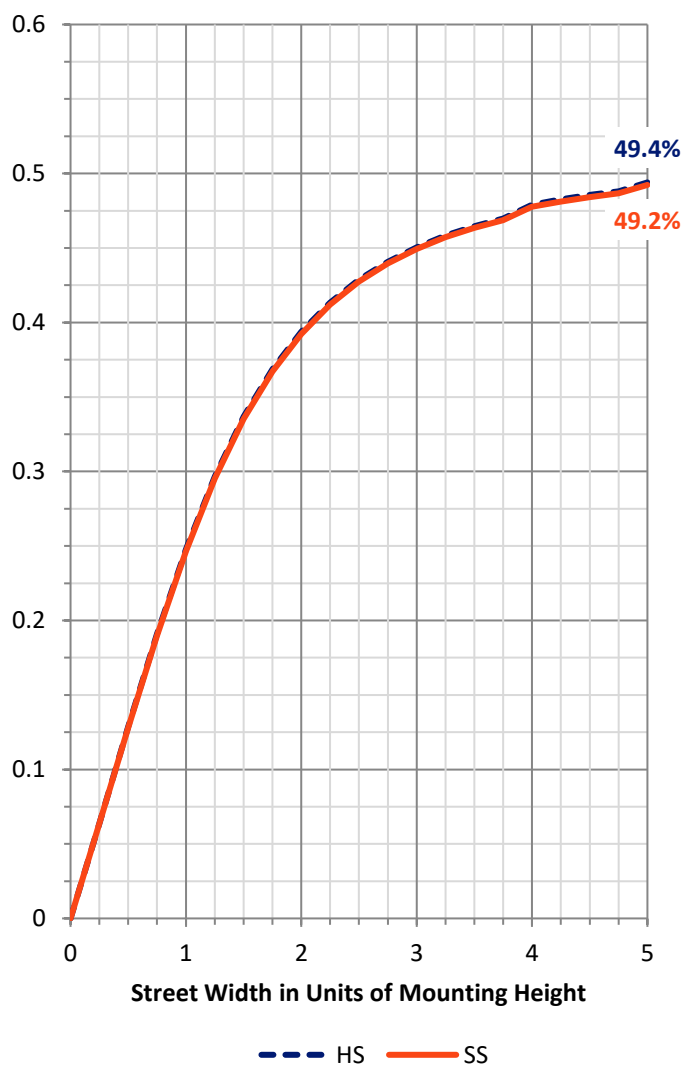
FLUX DISTRIBUTION:

		Downward	Upward	Total
House Side	Lumens	4763.5	0.0	4763.5
	% Fixture	50.0	0.0	50.0
Street Side	Lumens	4763.5	0.0	4763.5
	% Fixture	50.0	0.0	50.0
Total	Lumens	9527.0	0.0	9527.0
	% Fixture	100.0	0.0	100.0

ZONAL LUMENS:

Zone	Lumens	% Fixture
0°-10°	63.9	0.7
10°-20°	219.9	2.3
20°-30°	451.6	4.7
30°-40°	802.2	8.4
40°-50°	1352.3	14.2
50°-60°	1994.9	20.9
60°-70°	2341.2	24.6
70°-80°	1824.0	19.1
80°-90°	476.9	5.0
90°-100°	0.0	0.0
100°-110°	0.0	0.0
110°-120°	0.0	0.0
120°-130°	0.0	0.0
130°-140°	0.0	0.0
140°-150°	0.0	0.0
150°-160°	0.0	0.0
160°-170°	0.0	0.0
170°-180°	0.0	0.0
0°-90°	9527.0	100.0
0°-180°	9527.0	100.0

Coefficient of Utilization



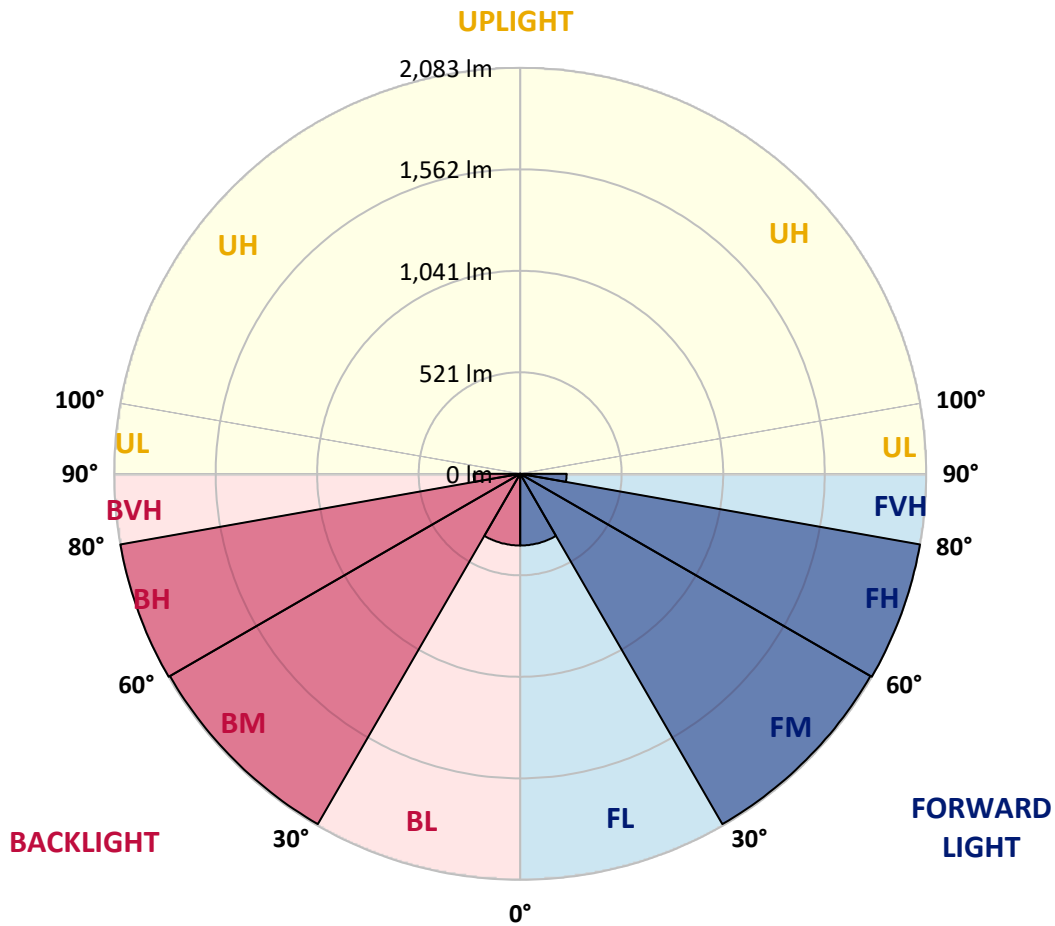
REPORT NUMBER: P382136
 CATALOG NUMBER: TT-D5-740-U-5WQ-PM

LUMINAIRE CLASSIFICATION SYSTEM LUMEN TABLE AND BUG RATING:

Zone	Lumens	% Fixture	Zone Rating/Lumen Limit		
			B	U	G
FL (0°-30°)	367.7	3.9			
FM (30°-60°)	2074.7	21.8			
FH (60°-80°)	2082.6	21.9			G2/5000
FVH (80°-90°)	238.4	2.5			G3/500
BL (0°-30°)	367.7	3.9	B1/500		
BM (30°-60°)	2074.7	21.8	B2/2500		
BH (60°-80°)	2082.6	21.9	B3/2500		G2/5000
BVH (80°-90°)	238.4	2.5			G3/500
UL (90°-100°)	0.0	0.0		U0/0	
UH (100°-180°)	0.0	0.0		U0/0	

BUG Rating: B3-U0-G3

Type V Short





REPORT NUMBER: P382136
 CATALOG NUMBER: TT-D5-740-U-5WQ-PM

CANDELA DISTRIBUTION (FULL):

	0°	5°	15°	25°	35°	45°	55°	65°	75°	85°	90°
0°	641.2	641.2	641.2	641.2	641.2	641.2	641.2	641.2	641.2	641.2	641.2
2.5°	651.7	651.7	651.7	650.2	650.2	650.2	650.2	651.7	651.7	651.7	651.7
5°	666.7	666.7	663.7	660.7	657.7	657.7	659.2	660.7	662.2	665.2	665.2
7.5°	675.7	675.7	674.2	671.2	666.7	666.7	668.2	671.2	672.7	672.7	671.2
10°	687.6	689.1	693.6	695.1	692.1	692.1	693.6	695.1	692.1	687.6	687.6
12.5°	716.1	717.6	723.6	728.1	728.1	725.1	726.6	729.6	722.1	714.6	716.1
15°	756.6	756.6	758.1	762.5	759.5	756.6	759.5	761.0	756.6	755.1	758.1
17.5°	810.5	810.5	801.5	809.0	810.5	809.0	812.0	804.5	800.0	806.0	809.0
20°	868.9	862.9	858.4	864.4	876.4	871.9	877.9	861.4	856.9	859.9	861.4
22.5°	906.4	910.9	913.9	916.9	933.3	927.3	933.3	915.4	912.4	906.4	901.9
25°	951.3	955.8	973.8	964.8	975.3	966.3	973.8	963.3	969.3	951.3	951.3
27.5°	1002.2	1011.2	1021.7	1017.2	1030.7	1026.2	1030.7	1015.7	1017.2	1009.7	1006.7
30°	1071.2	1071.2	1068.2	1077.2	1101.1	1098.1	1099.6	1080.1	1066.7	1068.2	1074.2
32.5°	1140.1	1131.1	1135.6	1162.5	1177.5	1171.5	1174.5	1165.5	1135.6	1129.6	1134.1
35°	1204.5	1218.0	1228.5	1250.9	1271.9	1268.9	1267.4	1252.4	1233.0	1209.0	1201.5
37.5°	1304.9	1319.8	1348.3	1388.8	1426.2	1433.7	1414.2	1394.8	1349.8	1315.4	1297.4
40°	1436.7	1438.2	1471.2	1549.1	1583.5	1589.5	1579.0	1546.1	1477.1	1438.2	1436.7
42.5°	1552.1	1541.6	1595.5	1661.4	1692.9	1695.9	1688.4	1661.4	1595.5	1540.1	1550.6
45°	1641.9	1641.9	1706.4	1758.8	1809.7	1821.7	1808.2	1751.3	1707.9	1643.4	1638.9
47.5°	1724.3	1746.8	1800.7	1865.2	1937.1	1953.6	1937.1	1869.7	1796.2	1748.3	1722.8
50°	1823.2	1850.2	1889.1	1989.5	2070.4	2092.9	2068.9	1995.5	1889.1	1848.7	1833.7
52.5°	1938.6	1961.0	2022.5	2148.3	2208.2	2241.2	2221.7	2151.3	2025.5	1964.0	1952.1
55°	2076.4	2055.4	2151.3	2272.7	2383.5	2427.0	2388.0	2275.6	2166.3	2055.4	2076.4
57.5°	2146.8	2122.8	2257.7	2373.0	2527.3	2584.3	2536.3	2382.0	2257.7	2130.3	2145.3
60°	2152.8	2163.3	2265.2	2453.9	2560.3	2584.3	2569.3	2467.4	2269.7	2172.3	2143.8
62.5°	2134.8	2199.2	2286.1	2480.9	2576.8	2635.2	2584.3	2483.9	2295.1	2209.7	2136.3
65°	2110.9	2175.3	2304.1	2441.9	2605.2	2663.7	2615.7	2449.4	2310.1	2175.3	2119.8
67.5°	2068.9	2046.4	2205.2	2389.5	2531.8	2566.3	2536.3	2392.5	2203.7	2043.4	2073.4
70°	1935.6	1916.1	2052.4	2254.7	2391.0	2438.9	2403.0	2257.7	2055.4	1920.6	1938.6
72.5°	1737.8	1743.8	1875.7	2068.9	2215.7	2245.7	2226.2	2067.4	1883.1	1751.3	1727.3
75°	1507.1	1522.1	1647.9	1823.2	1956.5	1974.5	1955.1	1830.7	1646.4	1531.1	1499.6
77.5°	1238.9	1261.4	1363.3	1538.6	1627.0	1667.4	1636.0	1543.1	1370.8	1267.4	1236.0
80°	960.3	967.8	1039.7	1180.5	1297.4	1324.3	1294.4	1185.0	1048.7	970.8	948.3
82.5°	629.2	641.2	705.6	813.5	889.9	882.4	889.9	804.5	713.1	638.2	600.7
85°	280.1	304.1	347.6	398.5	447.9	461.4	447.9	404.5	347.6	298.1	292.1
87.5°	19.5	22.5	27.0	28.5	31.5	24.0	24.0	24.0	21.0	24.0	19.5
90°	0.0	0.0	0.0	0.0	0.0	0.0	0.0	0.0	0.0	0.0	0.0

(END OF REPORT)